

CANINE COOLER® INSTRUCTIONS

*Due to minor marketing changes design or otherwise, the product contained may differ slightly from the one shown here

Congratulations on your Canine Cooler® purchase. We have ensured your bed has no leaks by compressing it with a vacuum seal. Please read all precautions & instructions on the front and back of this sheet so that your dog's bed is the most comfortable it can be. **Please remove dog from the room before filling the bed.**

Add water, use size chart below* Roll air bubble

Step 1. Unroll your bed valve side up on a clean, waterproof surface. Remove the valve cap. Using a calibrated measuring container, slowly pour in specified amount of warm tap water. A little spill is o.k. An exact amount of water is not needed. **Please allow 4 hours for the water to be absorbed.**



You may find a small funnel useful.

*Size chart:

- SM: 46cm x 61cm
Use 4.73 Litres
- MD: 61cm x 91cm
Use 10.4 Litres
- LG: 91cm x 1.2mtr
Use 20.8 Litres

For greater portability use slightly less water

Step 2. Replace cap on valve snapping down tightly. Starting at the "valveless" end, slowly roll the bed like a sleeping bag. This will force any air in the unit into an airpocket bubble at the valve end. (Fig. a.)

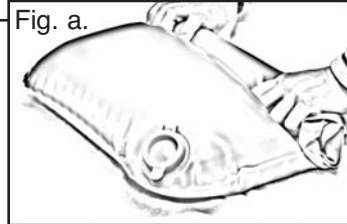
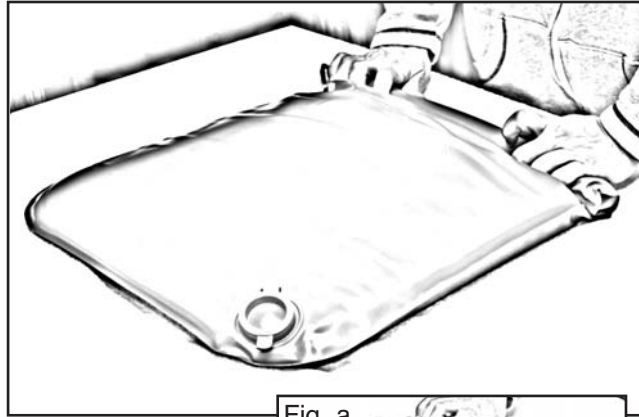


Fig. a.


Release air bubble

Step 3. Holding your roll and air bubble in place, slowly uncap the valve releasing the air. Carefully sweep your arm across the deflating air pocket, forcing out all remaining air. (Fig. b.) Once you have removed all air, recap the valve to create a vacuum seal.



Fig. b.

Let cool....



Step 4. Let your bed cool for several hours. It should appear contoured and vacuum packed as shown above. If not, repeat steps 2 and 3 until all air is removed. Remember ALL WATER, NO AIR

To Clean: Wipe gently with a damp cloth & mild dish soap.

To Store: Leave water sealed in. **DO NOT EMPTY WATER**
Store flat at room temperature on top of a towel or other soft absorbent surface. Leave uncovered to breathe. Overtime water may evaporate, add water back in as needed.

NOT SUITABLE FOR CATS OR ANIMALS WITH SHARP CLAWS

Offering the Canine Cooler® to Your Pet

- Pets naturally find the most cool, comfortable place to rest let them discover the bed. Don't force your pet on the bed.
- Make sure the bed is cool before allowing your pet on it.
- Some pets may take a few weeks to discover or use the bed. After 2 weeks if the bed is not used try the following: use a cover or bed sheet, place treats on the bed when your pet is not aware, place a shirt you have worn near the edge of the bed for smell association.

AVOID PLACING BED IN SUN & FREEZING TEMPERATURES

INDOOR USE

PLACE BED IN THE COOLEST SPOT OF OUR HOME

- Preferably place it on a hard surface like tile, cement, or linoleum rather than carpet.
- Placement with airflow from a fan, a/c unit, or natural breeze will enhance the cooling sensation.
- Placement out of direct sunlight is crucial. The sun will heat the bed and discolor it.

COVERING YOUR BED (OPTIONAL)

- A cover adds protection, can extend the life of the bed, and can prevent discoloration.

Consider covering the bed if:

- a. your dog nests or digs at carpet or other beds
- b. your dog is young, active and prone to wrestling, or roughhousing on their bed
- c. your dog may chew if bored or lonely
- d. your dog is timid, finicky, or unsure of new things

KEEPING YOUR BED COOL

Periodically you may repeat step 2 & 3 if:

- a. you want maximum cooling
- b. you see air pockets in the bed
- c. the bed appears wavy and sloshy

The CANINE COOLER[®] is NOT meant to be cold.
It is comfortably COOL!

The CANINE COOLER doesn't have to be cold to work
- it just needs to be cooler than the dog.

WARNING

NOT SUITABLE FOR CATS OR ANIMALS WITH SHARP CLAWS

DO NOT slide, drag, lift or carry your filled CANINE COOLER by the seams/edges as this puts undue water weight against the seams invalidating your warranty.

To carry, carefully fold your filled CANINE COOLER in half scooping it up in your arms and carrying it as flat as possible to its final destination. Then unfold immediately and lay flat on a solid surface.

DO NOT place your filled CANINE COOLER on a "soft" area such as a window seat cushion or couch. Again, this will cause undue wear and tear that will invalidate any warranty.

OUTDOOR USE

ATTENTION: This product is NOT guaranteed to save your dog's life in extreme heat.

This bed works best in temperatures of 95 Degrees Fahrenheit or less. Your dog should not be outside for any extended length of time in extreme heat (above 95 degrees)

Follow the tips below to get the best performance from your bed in an outdoor setting:

- Position the bed in the coolest, most shaded area possible.
- Direct sunlight will heat the bed, making it uncomfortable for your dog. Sunlight will also damage and discolor the bed.
- Make sure the bed has some air circulation around it.
- The flow of cool air during the night will make the bed more cool so the bed will start the next day "charged" with more cooling power. This helps the bed to stay cool during the hottest hours of the day.

During extremely hot weather, we recommend using one or more of the following methods to further help Cool Your Dog:

- Use a fan in combination with the bed. The breeze gives the bed more cooling capacity.
- Keep the bed in your air conditioned home at night. The bed will be extra cool when placed outside during the day.
- Place a shallow wading pool in the shade allowing your pet to take a cooling dip.
- Use a sprinkler with a fine mist near the bed. This added comfort poses no damage to the bed.

AVOIDING PROBLEMS

As you know this product when activated contains water, take precaution against placing the bed on wood floors, carpet or any other surface that could be damaged by water. In case of accidental puncture, try a waterbed repair kit.

INFORMATION

For additional information go to www.caninecooler.net
or contact us a 0(044) 1494 882224
or email us at info@soothsoft.co.uk

SAFETY

Please use this product with common sense. Use it only as a cooling, cushioned bed for your dog. This product will not save your dog's life in an extreme situation.

This product will not save your dog if it has been trapped or locked in a car. Do not let your dog chew this product or eat it.

Soothsoft Innovations Worldwide, Inc. & Soothsoft Ltd. expressly waives all responsibility for injury, damage, or sickness to any animal or individual as a result of misuse, mishandling, or misinterpretation of this product. Only use this product for its manufacturer's suggested use.

PRODUCT LIMITED WARRANTY

This Canine Cooler[®] is not a novelty item, toy or medical device. It is a dog bed designed to be used according to manufacturer's instructions. SoothSoft Innovations Worldwide, Inc. and Soothsoft Ltd do not in any way or manner warrant or guarantee that the use of this product will prevent bodily harm or injury.

SoothSoft Innovations Worldwide, Inc. and Soothsoft Ltd warrant to the original purchaser that, for one year from the date of purchase, this product will be free of manufacturer's defects in material and/or workmanship. This warranty does not cover misshaping of the inner material, discoloration, or leakage caused by punctures resulting from any source. Damage caused by chewing, clawing or any abusive pet behaviours is not covered by this warranty.

SoothSoft Innovations Worldwide, Inc's and Soothsoft Ltd's sole obligation under this limited warranty is to replace any product which is defective.

This warranty does not cover any cost of inconvenience; damages caused by product failure; damages arising from abuse, neglect, or any use of the product other than as described on original Soothsoft Innovations Worldwide, Inc. and Soothsoft Ltd. product packaging. Soothsoft Innovations Worldwide, Inc. and Soothsoft Ltd. expressly disclaims liability for incidental, special, or consequential damages of any nature relating to the product or its use.

This is the only warranty given by Soothsoft Innovations Worldwide, Inc. and Soothsoft Ltd. This warranty gives you specific legal rights. You may have other rights that vary from country to country. Any other rights you may have are limited in duration to the period of this warranty.

If you have not purchased your product directly from Soothsoft Ltd., please return your product to the original place of purchase. You will be subject to that retailer's return policy regardless of this warranty. If you have purchased your product directly from Soothsoft Ltd, and within 1 year of that direct purchase you have a warranty issue, please call our customer service department at 0(044) 1494 882224 and we will evaluate your claim. Your original Soothsoft purchase invoice is necessary to begin the evaluation process so please have it ready when you call. Soothsoft Limited, 10, North's Estate, Old Oxford Road, Piddington, Bucks HP14 3BE